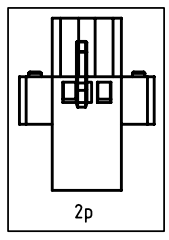
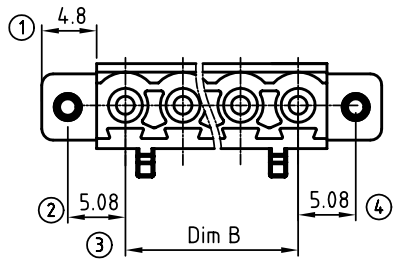


SIGN	DATE	DESCRIPTION	APPROVER
△	2010.03.31	Add the 2p mark	Jacke

THIS IS CAD DRAWING, DO NOT REVISE MANUALLY!!!

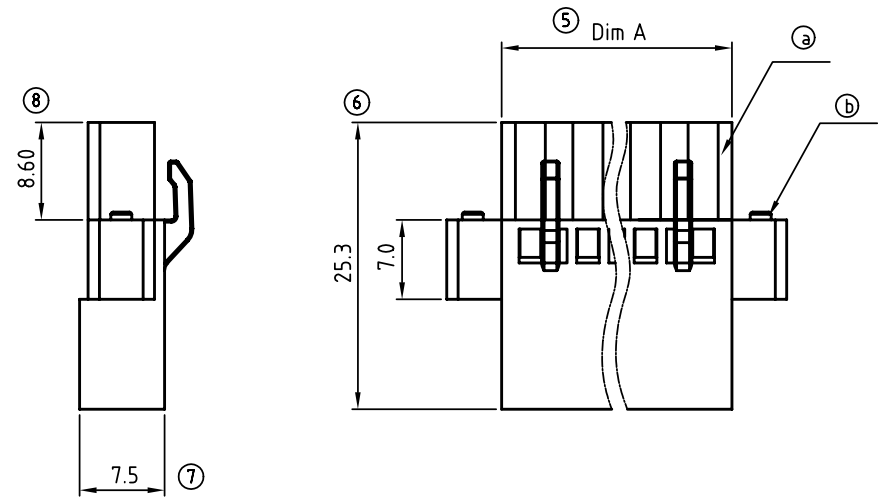


Material:

- Item a :Terminal housing:Thermoplastic (UL94 V-0)
- Item b :With flange screw: Steel Zinc plated, M2.5"+/-"

Electrical (Match with A0 series)

- Voltage rating: 300V
- Current rating: 10A
- Wire range: 0.5-1.0mm²/1.5-2.5mm²
- Withstanding Voltage: 1.6KV

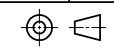


KI xx 50 x 2 xxxx G

- | | | |
|----------------|---------------------|---------------------------------------|
| No. OF POLES | Color | G: Pb<40000ppm |
| 02 2 CONTACTS | 0 Black (RAL9005) | 0000: "@ " Logo (Standard) |
| 03 3 CONTACTS | 2 Red (RAL3001/D) | 000A: "ANYTEK" Mark |
| ... | 3 Orange(RAL2011/P) | Any special item by customer request. |
| 24 24 CONTACTS | 4 Yellow(RAL1018/A) | please contact sales department. |
| | 5 Green(RAL6018/T) | |
| | 6 Blue (RAL5015/A) | |
| | 8 Grey(RAL7035/D) | |

N = Number of poles
 Dim A=Nx5.08
 Dim B=(N-1)x5.08

Dim. Poles	Dim A	Dim B
2-6p	±0.20	±0.20
7-12p	±0.25	±0.25
13-16p	±0.30	±0.30
17-24p	±0.40	±0.35

ANYTEK				CUSTOMER COPY			
ALL RIGHTS RESERVED. REPRODUCTION OR ISSUE TO THIRD PARTIES IN ANY FORM WHATSOEVER IS NOT PERMITTED WITHOUT WRITTEN AUTHORITY FROM THE PROPRIETOR. PROPERTY OF ANYTEK TECHNOLOGY CO., LTD							
TITLE		KI 5.08 SERIES (加高有耳)		DWG NO.		8KI0103	
PART NO.		KIxx50x2xxxxG		CUST NO.			
APPROVED		CHECKED		DESIGNED		DRAWN	
		Jacke		Jacke			
		2010.03.31		2010.03.31			
						Tolerance	
				UNIT: mm		X. ±0.50	
				SCALE: 2/1		X.X ±0.30	
				SHEET: 01/01		X.XX ±0.10	
				REV.: C		X° ±1°	