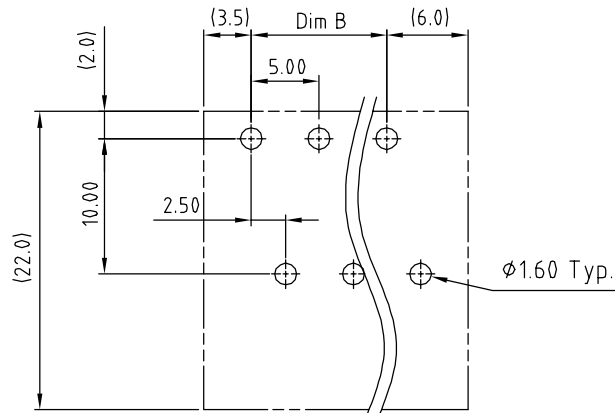
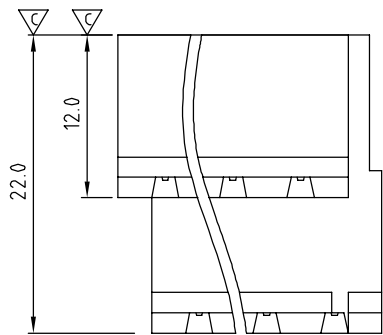


SIGN	DATE	DESCRIPTION	APPROVER
△	2011.08.24	The dimension are added	Aaron
THIS IS CAD DRAWING, DO NOT REVISE MANUALLY!!!			



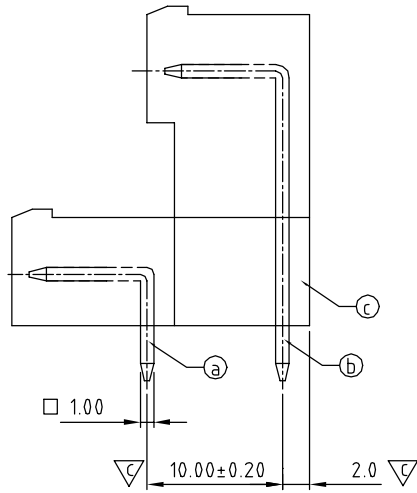
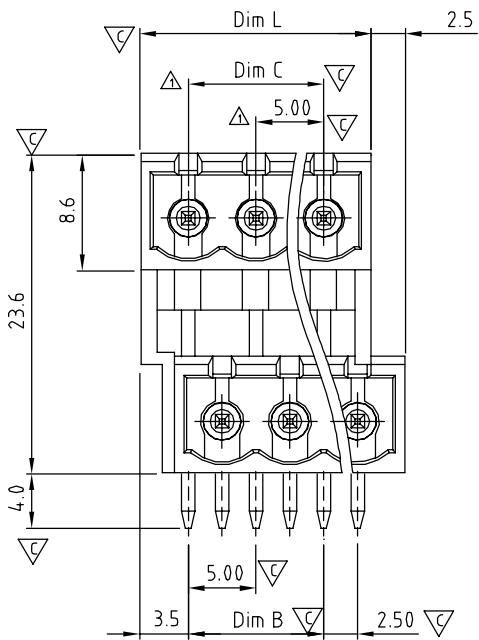
Material

- Item (a) Short male Contact pin: Copper ,Tin plated
- Item (b) Long male Contact pin: Copper ,Tin plated
- Item (c) Terminal (housing): Thermoplastic (UL94V-0)

Electrical

- Voltage rating: 300VAC
- Current rating: 10A
- Withstanding Voltage: 1.6KV
- Operating temperature: -40°C to +115°C
- Soldering temperature: 250°C±10°C/5 Sec
- Safety Approval: us
- Critical dimension: ▽

RECOMMENDED PCB LAYOUT



VF xx 71 x 1 xxxx G

- | | | |
|--------------|---------------------|--|
| Poles | Color | RoHS |
| 04 2x2Poles | 0 Black (RAL9005) | Pb<40,000ppm |
| 06 2x3Poles | 2 Red (RAL3001/D) | 0000 Standard @ Logo |
| ... | 3 Orange(RAL2011/P) | 000A Standard ANY Logo |
| 48 2x24Poles | 4 Yellow(RAL1018/A) | Any special item by customer request, please contact sales department. |
| | 5 Green(RAL6018/T) | |
| | 6 Blue (RAL5015/A) | |
| | 8 Grey(RAL7035/D) | |
| | 9 White(RAL1102) | |
| | C Green(RAL6018/U) | |

N=NUMBER OF CONTACTS

Dimension	TOL					
	2x2P-2x5P	2x6P-2x10P	2x11P-2x15P	2x16P-2x20P	2x21P-2x24P	
Dim L	N/2x5.0+2.0	±0.15	±0.20	±0.25	±0.30	±0.35
Dim B	(N/2-1)x5.0	±0.15	±0.20	±0.25	±0.30	±0.35
Dim C	(N/2-1)x5.0	±0.15	±0.20	±0.25	±0.30	±0.35

ANYTEK				CUSTOMER COPY		
ALL RIGHTS RESERVED. REPRODUCTION OR ISSUE TO THIRD PARTIES IN ANY FORM WHATSOEVER IS NOT PERMITTED WITHOUT WRITTEN AUTHORITY FROM THE PROPRIETOR. PROPERTY OF ANYTEK TECHNOLOGY CO., LTD						
TITLE	VF-5.00 Series 2x2P-2x24P (Close) Right-angle					
PART NO.	VFxx71x1xxxxG			DWG NO.	8VF0005	
APPROVED	CHECKED	DESIGNED	DRAWN	CUST NO.	Tolerance	
		Aaron 2011.08.24	Chen Bo 2011.02.21		X. ±0.50	
					UNIT: mm	X.X ±0.30
					SCALE: NONE	X.XX ±0.10
				SHEET: 01/01	REV.: C	
					X° ±1°	