

Poles	02	03	04	05	06	07	08	09
Dim A	10.16	15.24	20.32	25.4	30.48	35.56	40.64	45.72
Dim B	5.08	10.16	15.24	20.32	25.4	30.48	35.56	40.64
Dim C	19.36	24.44	29.52	34.6	39.68	44.76	49.84	54.92
TOL	±0.15				±0.20			
Poles	10	11	12	13	14	15	16	17
Dim L	50.8	55.88	60.96	66.04	71.12	76.2	81.28	86.36
Dim B	45.72	50.8	55.88	60.96	66.04	71.12	76.2	81.28
Dim C	54.92	60.0	65.08	70.16	75.24	80.32	85.4	90.48
TOL	±0.30				±0.35			
Poles	18	19	20	21	22	23	24	
Dim L	91.44	96.52	101.6	106.68	111.76	116.84	121.92	
Dim B	86.36	91.44	96.52	101.6	106.68	111.76	116.84	
Dim C	95.56	100.64	105.72	110.8	115.88	120.96	126.04	
TOL	±0.40							

SIGN	DATE	DESCRIPTION	APPROVER
△	2009.12.28	Add UL standard	Jacke
△	2010.05.22	The design is changed	Jacke

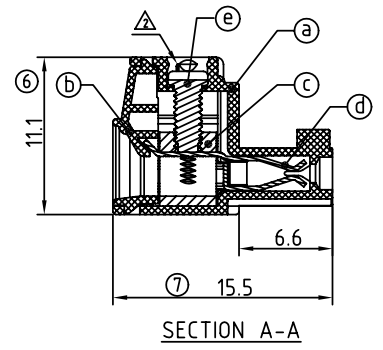
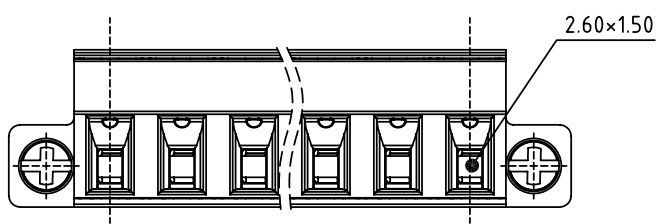
THIS IS CAD DRAWING, DO NOT REVISE MANUALLY!!!

Material

- Item ① Terminal body: Thermoplastic (UL94V-0)
- Item ② Terminal cover: Thermoplastic (UL94V-0)
- Item ③ Clamp: Brass, Ni plated
- Item ④ Female contact: PhBz, Tin plated
- Item ⑤ Terminal screw: Steel Cr3+ Zinc plating "-" slot type
- Item ⑥ With flange screw: steel M2.5 Zinc plating "+/-" slot type

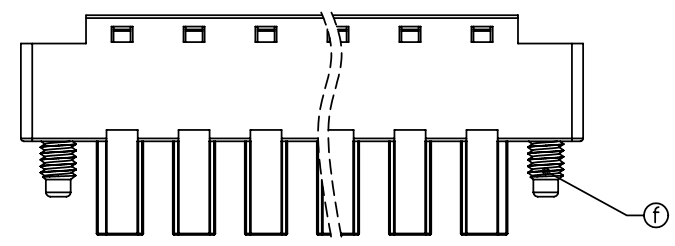
Electrical

- Voltage rating: 300VAC
- Current rating: 10A
- Wire range:
 - Solid wire(AWG): 14-30
 - Stranded wire(AWG): 14-30
- Torque(Lb-In): 2
- Screw: M2
- Wire strip length: 7-8mm
- Withstanding Voltage: 1.6KV
- Operating temperature: -40°C to +115°C
- Soldering temperature: 250°C±10°C/5 Sec
- Safety Approval: us



VR xx 51x 2 xxxx G

02 2 CONTACTS	0 Black (RAL9005)	0000 Standard @ Logo	RoHS
03 3 CONTACTS	2 Red (RAL3001/D)	000A Standard ANY Logo	Pb<40,000ppm
... ..	3 Orange(RAL2011/P)	Any special item by customer request,	
24 24 CONTACTS	4 Yellow(RAL1018/A)	please contact sales department.	
	5 Green(RAL6018/T)		
	6 Blue (RAL5015/A)		
	8 Grey(RAL7035/D)		



ANYTEK				CUSTOMER COPY			
ALL RIGHTS RESERVED. REPRODUCTION OR ISSUE TO THIRD PARTIES IN ANY FORM WHATSOEVER IS NOT PERMITTED WITHOUT WRITTEN AUTHORITY FROM THE PROPRIETOR. PROPERTY OF ANYTEK TECHNOLOGY CO., LTD							
TITLE		VR 5.08 Series With flange (Contact on down side)					
PART NO.		VRxx51x2xxxxG		DWG NO.		8VR0002	
APPROVED		CHECKED	DESIGNED	DRAWN	CUST NO.		Tolerance
			Jacke	Jacke			X. ±0.50
			2010.05.22	2010.05.22			X.X ±0.30
							X.XX ±0.10
							SHEET: 01/01
					UNIT: mm		
					SCALE: NONE		
					REV.: D		