


SIGN	DATE	DESCRIPTION	APPROVER
△	5/27/09	180°HX3.5成品由180°body組成(底部只有1個槽孔)	Kind
△	04/07'10	臺灣加膠	Runner
△	04/06'11	Add is spec.	Chen Bo

Material

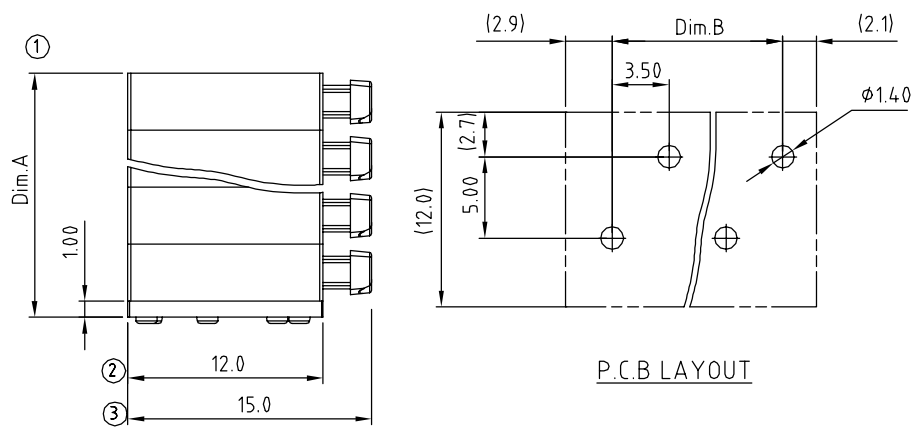
- Item a Terminal housing: Thermoplastic (UL94V-0)
- Item b Terminal cover: Thermoplastic (UL94V-0)
- Item c Lever Thermoplastic (UL94V-0)
- Item d Solder pin (UP) Brass, Tin plated
- Item e Solder pin (Down) Brass, Tin plated
- Item f Wire guard: Stainless steel

Electrical Us

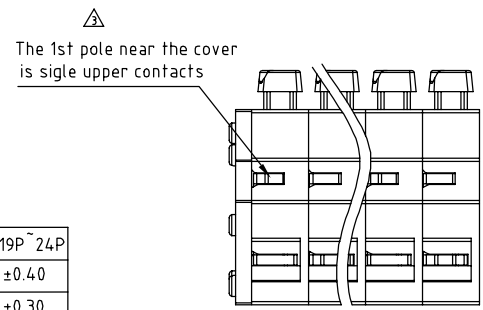
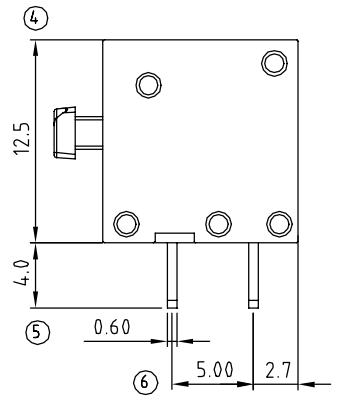
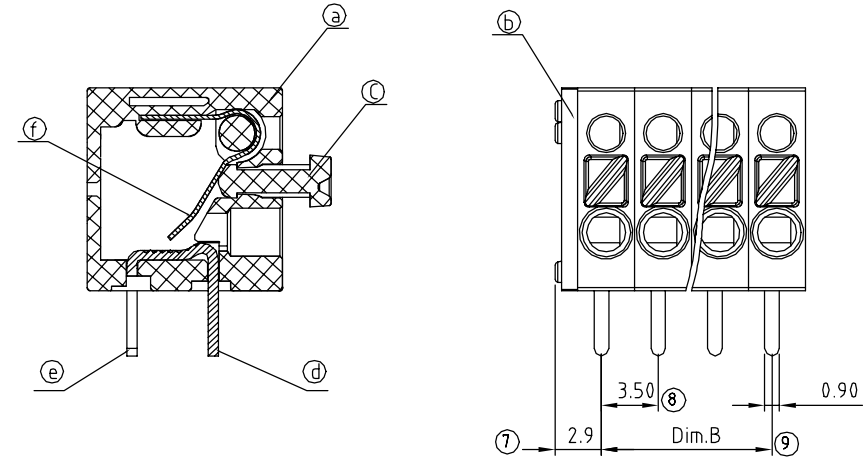
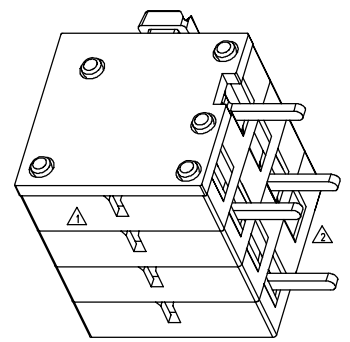
- Voltage rating: AC 300V
- Current rating: 10A
- Wire range:
- Solid wire(AWG): 16-26
- Stranded wire(AWG): 16-26
- Wire strip length: 7-8mm
- Withstanding Voltage: 1.6KV
- Operating temperature: -40°C to +115°C
- Soldering temperature: 250°C±10°C/5 Sec
- Safety Approval:  us

HX xx 22 x 1 xxxx G

- | | | |
|-------------|---|---------------------------------------|
| NO of poles | 0 | G: Pb<40,000ppm |
| 01 1 Poles | 0 | 0000: "@ " Logo (Standard) |
| 02 2 Poles | 2 | 000A: "ANYTEK" Mark |
| ... | 5 | Any special item by customer request. |
| 24 24 Poles | 8 | please contact sales department. |
| | 9 | |
| | C | Multiple colors |



P.C.B LAYOUT



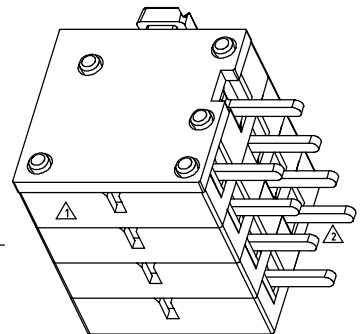
N=Number of poles
 Dim.A=N×3.5+1
 Dim.B=(N-1)×3.5

Poles	2P~6P	7P~12P	13P~18P	19P~24P
Dim.A	±0.20	±0.25	±0.30	±0.40
Dim.B	±0.15	±0.20	±0.25	±0.30

ANYTEK				CUSTOMER COPY			
ALL RIGHTS RESERVED. REPRODUCTION OR ISSUE TO THIRD PARTIES IN ANY FORM WHATSOEVER IS NOT PERMITTED WITHOUT WRITTEN AUTHORITY FROM THE PROPRIETOR. PROPERTY OF ANYTEK TECHNOLOGY CO., LTD							
TITLE		HX 3.5 Series 180° interlace contact (Wire inlet)					
PART NO.		HXxx22x1xxxxG		DWG NO.		8HX0203	
APPROVED		CHECKED	DESIGNED	DRAWN	CUST NO.		Tolerance
			Runner 2011.04.07	Chen Bo 2011.04.06			X. ±0.50 X.X ±0.30 X.XX ±0.10 X° ±1°
				SHEET: 01/01		UNIT: mm	
						SCALE: NONE	
						REV.: E	

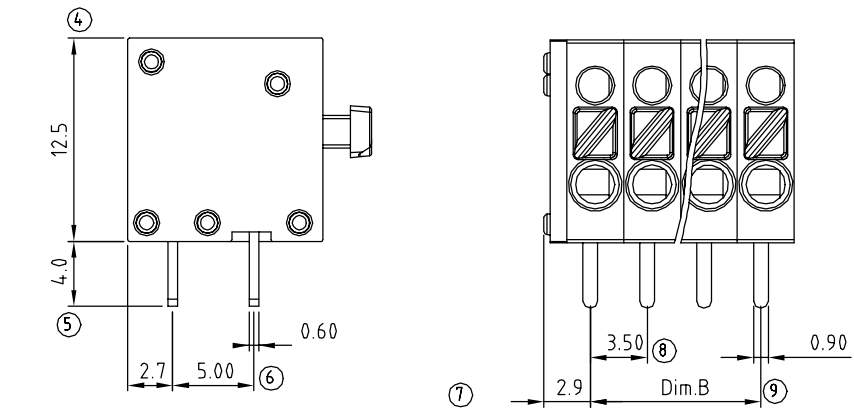
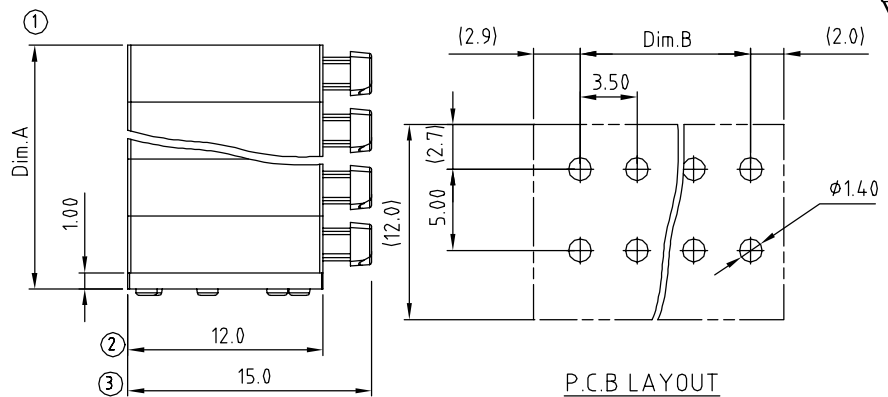
SIGN	DATE	DESCRIPTION	APPROVER
△	5/27/09	180°HX3.5成品由180°body組成(底部只有1個槽孔)	Kind
△	04/07/10	臺灣加膠	Runner

THIS IS CAD DRAWING, DO NOT REVISE MANUALLY!!!

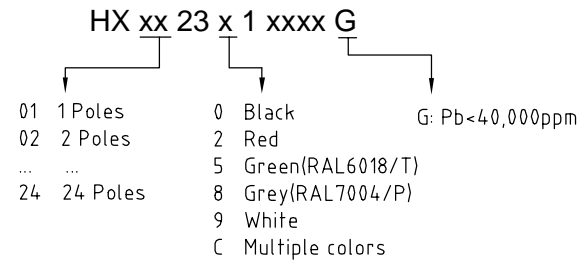


- Material**
- Terminal body (Contact pin): Brass
 - Wire guard: Stainless steel
 - Surface of solder tail: Tin plated
 - Insulator (housing): Thermoplastic (UL94V-0)

- Electrical**
- Voltage rating: AC 300V
 - Current rating: 10A
 - Wire range:
 - Solid wire(AWG): 16-26
 - Stranded wire(AWG): 16-26
 - Wire strip length: 7-8mm
 - Withstanding Voltage: 1.6KV
 - Operating temperature: -40°C to +115°C
 - Soldering temperature: 250°C±10°C/5 Sec
 - Safety Approval:



N=Number of conacts



N=Number of poles
 Dim.A=N×3.5+1
 Dim.B=(N-1)×3.5

Poles	2P~6P	7P~12P	13P~18P	19P~24P
Dim.A	±0.20	±0.25	±0.30	±0.40
Dim.B	±0.15	±0.20	±0.25	±0.30

ANYTEK				CUSTOMER COPY				
								<small>ALL RIGHTS RESERVED. REPRODUCTION OR ISSUE TO THIRD PARTIES IN ANY FORM WHATSOEVER IS NOT PERMITTED WITHOUT WRITTEN AUTHORITY FROM THE PROPRIETOR. PROPERTY OF ANYTEK TECHNOLOGY CO., LTD</small>
TITLE		HX 3.5 Series 180° double contact (Wire inlet)						
PART NO.		HXxx23x1xxxxG			DWG NO.		8HX0204	
APPROVED		CHECKED	DESIGNED	DRAWN	CUST NO.		Tolerance	
			Runner 2010.04.07	Kind 2009.05.27			UNIT: mm	
							SCALE: NONE	
					SHEET: 01/01		REV.: D	
							X.X ±0.30	
							X.XX ±0.10	
							X° ±1°	