


SIGN	DATE	DESCRIPTION	APPROVER
△	01/20'07	The Soldering temperature from 245° to 250°	Aaron
△	10/29'08	ADD Tolerance	Seamus

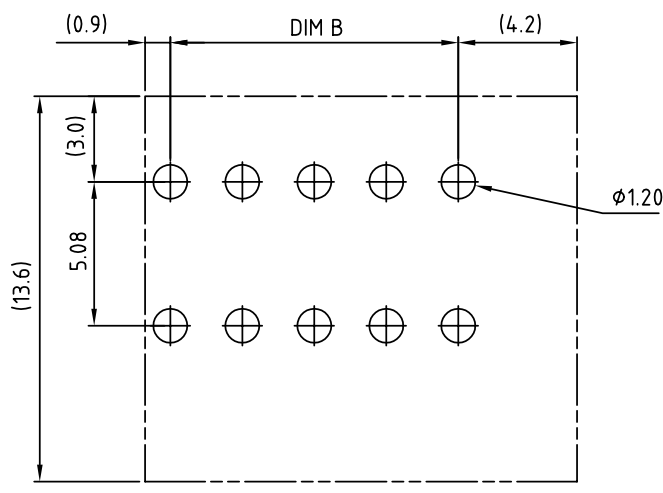
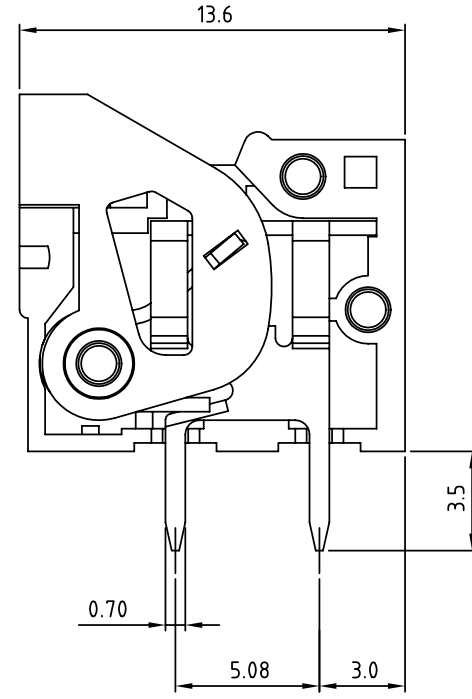
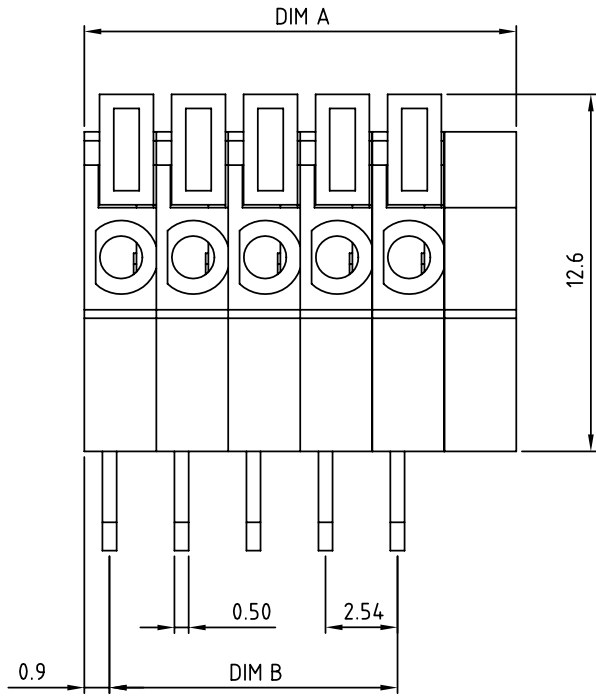
THIS IS CAD DRAWING, DO NOT REVISE MANUALLY!!!

Material

- Terminal body (Contact pin): Brass
- Wire guard: Stainless steel
- Surface of solder tail: Tin plated
- Insulator (housing): Thermoplastic (UL94V-0)

Electrical cULus

- Voltage rating: 150VAC
- Current rating: 2A
- Wire range:
- Solid wire(AWG): 20-26
- Stranded wire(AWG): 20-26
- Pull force:
- Screw:
- Wire strip length: 9-10mm
- Withstanding Voltage: 1.3KV
- Operating temperature: -40°C to +115°C
- Soldering temperature: 250°C±10°C/5 Sec △
- Safety Approval: 



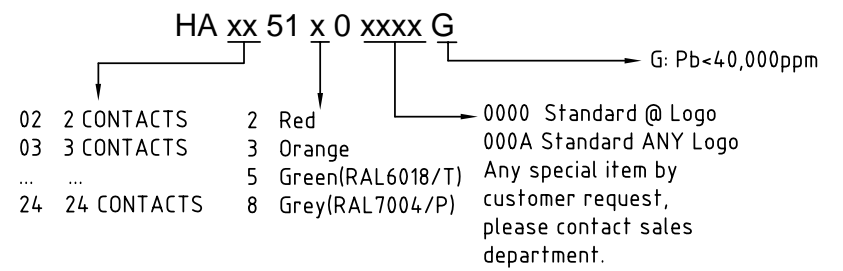
P.C.B. LAYOUT

Dimension

DIM A	(N+1)×2.54
DIM B	(N-1)×2.54

N=Number of poles △

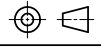
POLES	DIM A	DIM B
2p-8p	±0.15	±0.15
9p-12p	±0.25	±0.25
13p-18p	±0.30	±0.30
19p-24p	±0.40	±0.40



ANYTEK

CUSTOMER COPY

ALL RIGHTS RESERVED. REPRODUCTION OR ISSUE TO THIRD PARTIES IN ANY FORM WHATSOEVER IS NOT PERMITTED WITHOUT WRITTEN AUTHORITY FROM THE PROPRIETOR. PROPERTY OF ANYTEK TECHNOLOGY CO., LTD

TITLE		HA-2.54mm 180° Series			
PART NO.		HAxx51x0xxxxG		DWG NO.	8HA0502
APPROVED	CHECKED	DESIGNED	DRAWN	CUST NO.	
	Seamus 2008.10.29	Seamus 2008.10.29	Aaron 2007.01.20		
					Tolerance
					X. ±0.50
				UNIT: mm	X.X ±0.30
				SCALE: NONE	X.XX ±0.10
				SHEET: 01/01	X° ±1°
				REV.: E	