


REV	SIGN	DATE	DESCRIPTION	APPROVER
B		03/31'17	Initial release	Chen Bo
	△			

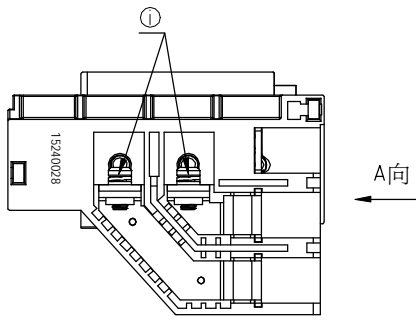
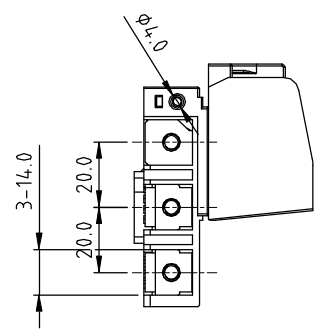
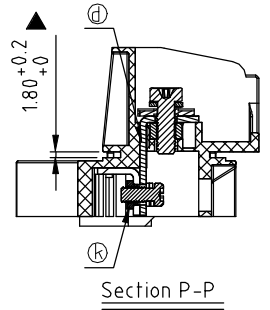
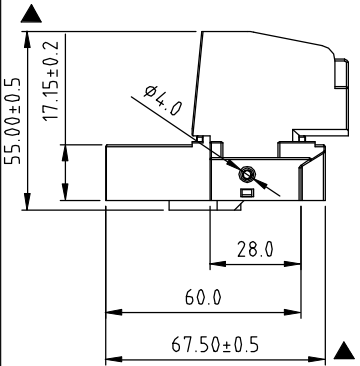
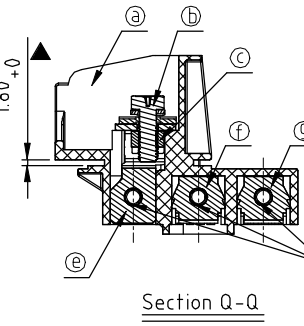
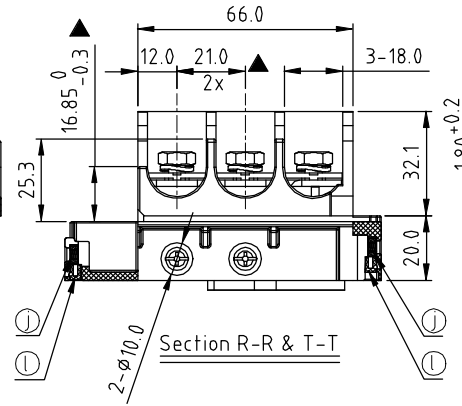
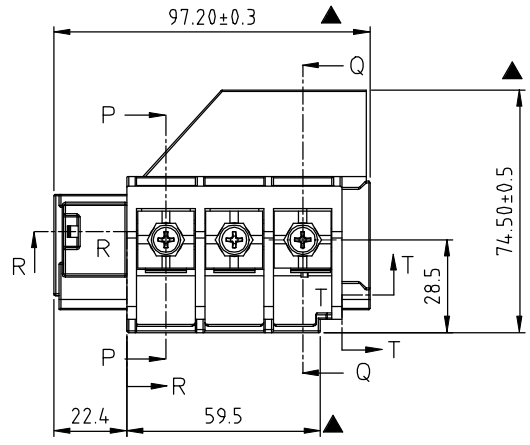
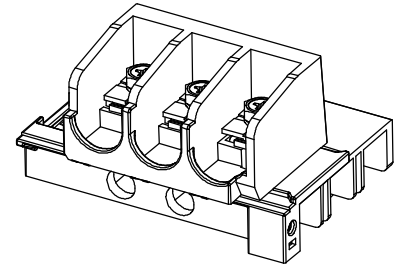
THIS IS CAD DRAWING, DO NOT REVISE MANUALLY!!!

Material:

- Item ㉑ Terminal housing: PBT (UL94V-0)
- Item ㉒ Terminal screws with washer: Steel, Ni plating, M6.0
- Item ㉓ Terminal nut: Steel, Zinc plating, M6.0
- Item ㉔ Female contact -01: Copper ,Bright Tin over Ni plating
- Item ㉕ Female contact -02: Copper ,Bright Tin over Ni plating
- Item ㉖ Female contact -03: Copper ,Bright Tin over Ni plating
- Item ㉗ Female contact -04: Copper ,Bright Tin over Ni plating
- Item ㉘ Terminal nut: Steel, Zinc plating, M5.0
- Item ㉙ Terminal screws with washer: Steel, Ni plating, M5.0
- Item ㉚ Terminal nut: Steel, Zinc plating, M3.0
- Item ㉛ Terminal nut: Steel, Zinc plating, M5.0
- Item ㉜ Terminal cover: PBT (UL94V-0)

Electrical:

- Voltage rating: 600 V
- Current rating: 140 A
- Screw: M6
- Screw Torque : 80 Kgf.cm Max.
- Applicable wire(AWG): 8~1/0
- Withstanding Voltage: 2.2 KV
- Operating temperature: -40°C to +115°C
- Safety Approval:  cULus (UL1059)
- Critical dimension: ▲



Amphenol ANYTEK				CUSTOMER COPY			
ALL RIGHTS RESERVED. REPRODUCTION OR ISSUE TO THIRD PARTIES IN ANY FORM WHATSOEVER IS NOT PERMITTED WITHOUT WRITTEN AUTHORITY FROM THE PROPRIETOR. PROPERTY OF ANYTEK TECHNOLOGY CO., LTD							
TITLE		YJ-100 Power terminal (140A)					
PART NO.		YJ1000331xxxG			DWG NO.		8YJ0003-100
APPROVED		DESIGNED	DRAWN	CUST NO.		Tolerance	
		Chen Bo	Chen Bo			X.	±0.50
		03/31'17	02/24'16			X.X	±0.30
						X.XX	±0.10
						X°	±1°
				SHEET: 01/01		UNIT: mm	
						SCALE: NONE	
						REV.: B	