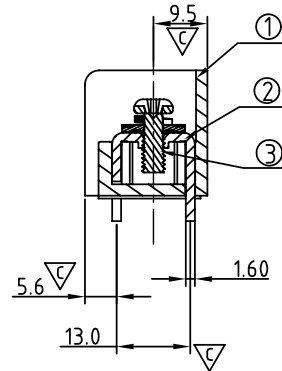
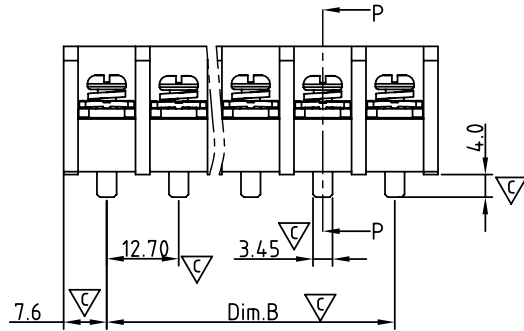
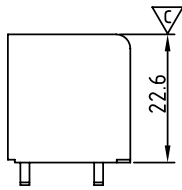
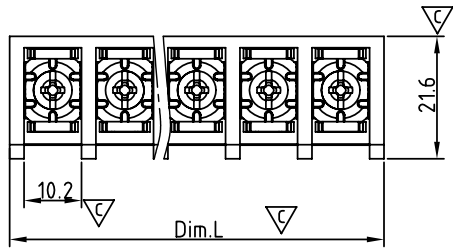
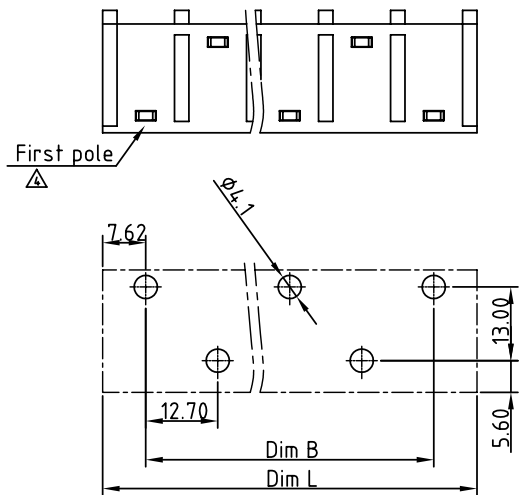


SIGN	DATE	DESCRIPTION	APPROVER
△	2/24'09	The Withstand Vol changed from 2000V/min to 2500V/min	Kind
△	2/23'11	Add approval "cULus"	Tason
△	2/23'11	Screw torque value changed from 18Kgf.cm to 16lb-In	Tason
△	5/07'12	Add the description of "first pole"	Guoxue
△	5/07'12	Add the "TOP VIEW"	Guoxue

THIS IS CAD DRAWING, DO NOT REVISE MANUALLY!!!



SECTION P-P



P.C.B LAYOUT
TOP View

N= Number of poles
 Dim.B= (N-1)x12.7
 Dim.L= (N-1)x12.7+15.24

POLE	2P~8P	9P~14P	15P~20P
Dim.B	±0.20	±0.30	±0.40
Dim.L	±0.30	±0.40	±0.60

MATERIALS ELECTRICAL
 RATED VOLTAGE & CURRENT: 600 V, 45A
 △ WITHSTAND VOLTAGE: AC 2500 V/Min
 INSULATION RESISTANCE: 1000 MΩ OR MORE AT DC 500 V
 OPERATING TEMPERATURE RANG: -40 °C ~ +115 °C
 △ SCREW TORQUE VALUE: 16lb-In
 WIRE RANGE: 18 - 8 AWG
 1) BODY: THERMOPLASTICS, UL94-V0 BLACK
 2) TERMINAL: BRASS, 1.6t, Tin PLATED
 3) TERMINAL SCREWS WITH WASHER: STEEL, Ni PLATED, M4.0
 △ APPROVAL: Critical dimension:

YK 881 xx 0 x x 00G

NO. OF POLES ———— G RoHS compliant (lead<4%) In copper Alloy

02: 2 POLES
 03: 3 POLES
 04: 4 POLES
 :
 20: 20 POLES

MARK
 0: "@ " MARK
 1: "ANY " MARK

————— TERMINAL & SCREW PLATED
 0: TERMINAL & SCREW: G/F
 1: TERMINAL: G/F, SCREW: Ni
 2: TERMINAL: Sn, SCREW: G/F
 3: TERMINAL: Sn, SCREW: Ni

ANYTEK

CUSTOMER COPY

ALL RIGHTS RESERVED. REPRODUCTION OR ISSUE TO THIRD PARTIES IN ANY FORM WHATSOEVER IS NOT PERMITTED WITHOUT WRITTEN AUTHORITY FROM THE PROPRIETOR. PROPERTY OF ANYTEK TECHNOLOGY CO., LTD

TITLE		YK881 SERIES			DWG NO.		8YK0001-881	
PART NO.		YK881xx0xx00G			DWG NO.		8YK0001-881	
APPROVED	CHECKED	DESIGNED	DRAWN	CUST NO.		Tolerance		
		Guoxue 2012.05.07	Guoxue 2012.05.07			UNIT: mm		X. ±0.50
						SCALE: NONE		X.X ±0.30
				SHEET: 01/01		REV.: D		X.XX ±0.10
								X° ±1°