SIGN	DATE	DESCRIPTION	APPROVER
1	12/22'07	Part NO.changed is from YK771xx1xx01G to YK771xx1xx00G.	kind
2	04/06'10	Screw changed is from YK771Screw to YK441Screw .	Aaron
3	04/23'10	Add is cULus	Aaron
4	05/05'11	It is changed to insert molding here.	Tason
5	09/22'11	The dimensional is changed from Φ0.11 to Φ1.70	Chen Bo
6	12/11'12	Update the drawing	Jacky
THIS IS CAD DRAWING, DO NOT REVISE MANUALLY!!!			

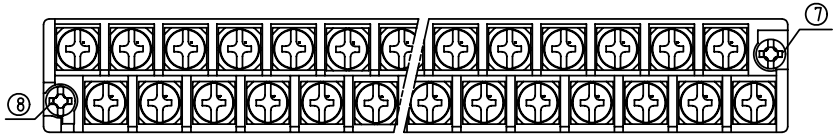

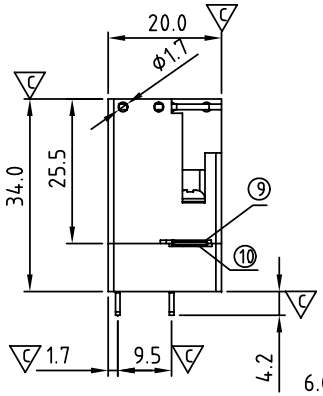

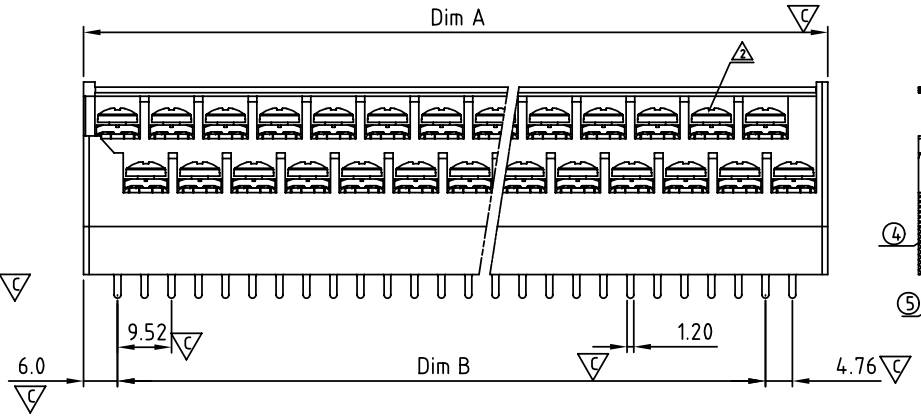

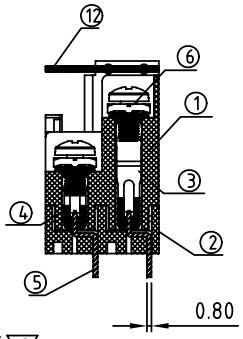

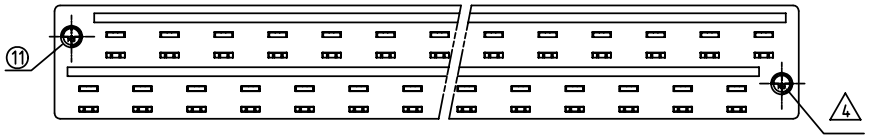

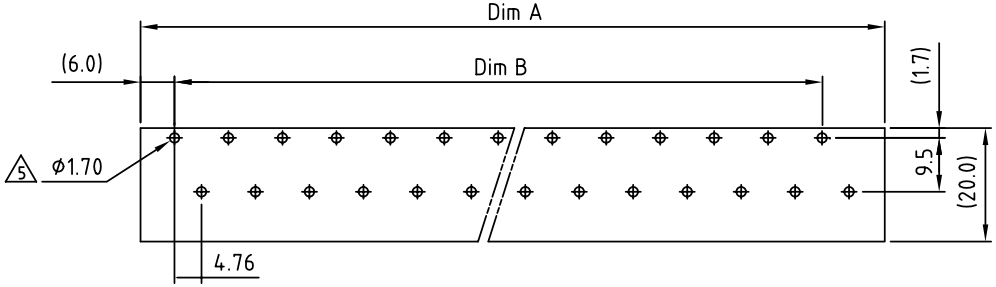

MATERIALS ELECTRICAL

- RATED VOLTAGE & CURRENT: 300V, 10 A
- WITHSTAND VOLTAGE: AC 2000 V/Min
- INSULATION RESISTANCE: 1000 MΩ OR MORE AT DC 500 V
- OPERATING TEMPERATURE RANG: -40 °C ~ +115 °C
- SCREW TORQUE VALUE: 12 lb-in
- WIRE RANGE: 20- 14 AWG
- 3 APPROVAL: cULus
- Critical dimension: ▽

	NO:	Name	Material/ standards	Number
	①	Molded Parts:	Thermoplastic , UL 94 V-0	1
	②	Molded Parts:	Thermoplastic , UL 94 V-0	1
6	③	Spring Clamp(L) :	Brass 0.8t	N
6	④	Spring Clamp(S) :	Brass 0.8t	N
6	⑤	Terminals:	Brass 0.8t	2×N
6	⑥	Terminals Screw:	Steel M3.5	2×N
	⑦	Screw:	Steel M3.5×27.50 Zinc Plated	1
	⑧	Screw:	Steel M3.5×17.20 Zinc Plated	1
	⑨	Cushion:	Steel Φ5.7×0.4t Ni Plated	2
	⑩	Locking:	SK7 Φ4.7×0.4t	2
	⑪	BRASS NUT:	Brass M3.5	2
	⑫	Cover:	PC 1.0t Transparent	1

YK 771 xx 1 x x 00G

NO. OF POLES
04 2×2 POLES
06 2×3 POLES
08 2×4 POLES
.....
30 2×15 POLES

Spring Clamps & SCREW PLATED
0 Contcat & Screw plated G/F
6 1 Contcat plated G/F & Screw plated Zinc
2 Screw plating G/F&contacts plating Sn
6 3 Screw plating Zinc & contacts plating Sn(standard)

MARK
0: "@" MARK
1: "ANY" MARK

G: RoHS compliant (lead<4%) In copper Alloy

N=Number of 1/2poles

Dim A=(N-1)×9.525+16.8
Dim B=(N-1)×9.525

→

Poles	Dim A Tol	Dim B Tol
2×2P-2×5P	±0.30	±0.20
2×6P-2×10P	±0.40	±0.30
2×11P-2×15P	±0.50	±0.40

ANYTEK

CUSTOMER COPY

ALL RIGHTS RESERVED. REPRODUCTION OR ISSUE TO THIRD PARTIES IN ANY FORM WHATEVER IS NOT PERMITTED WITHOUT WRITTEN AUTHORITY FROM THE PROPRIETOR. PROPERTY OF ANYTEK TECHNOLOGY CO., LTD

TITLE	YK 77 SERIES (flange screw M3.5MM)				
PART NO.	YK771xx1xx00G			DWG NO.	8YK0002-77
APPROVED	CHECKED	DESIGNED	DRAWN	CUST NO.	
			Jacky 2012.12.11	UNIT: mm	
				SCALE: NONE	
				SHEET: 01/01	REV.: F

Tolerance	
X.	±0.50
X.X	±0.30
X.XX	±0.10
X°	±1°