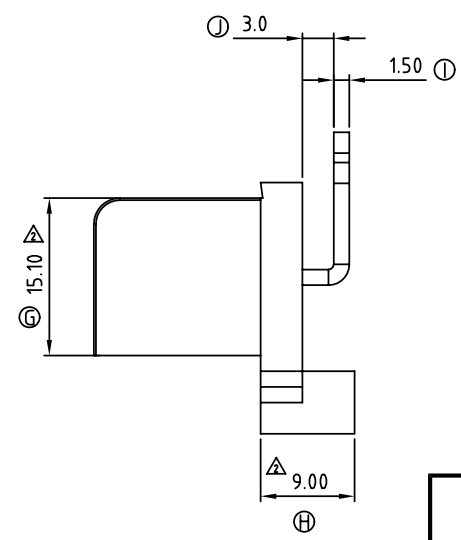
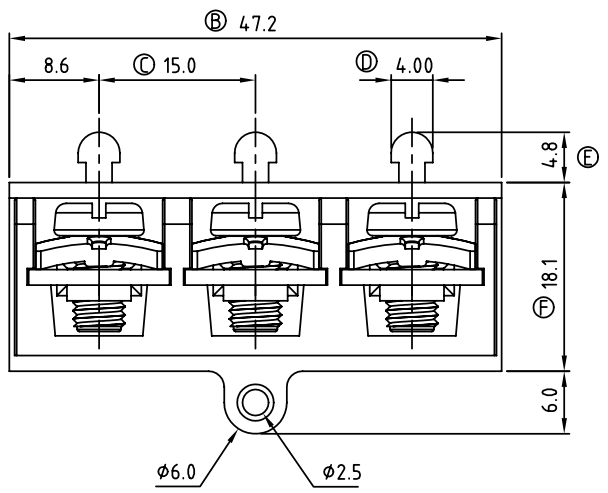
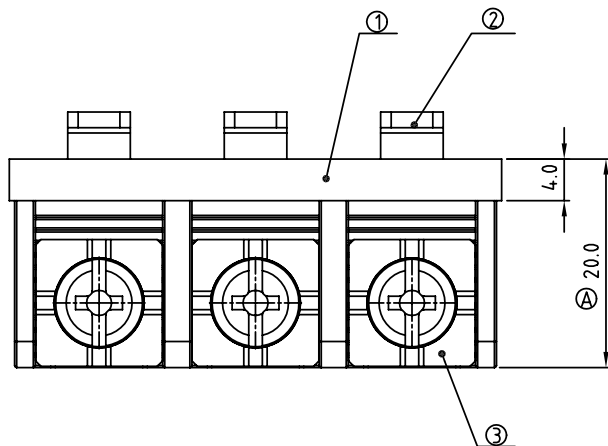


SIGN	DATE	DESCRIPTION	APPROVER
△	2/07'06	Part No. changed	Tony
△	10/23'06	Added demention 15.10 and 9.00	Steady
△	5/20'09	Voltage & Current changed from DC 24V,30A to 150V,20A	Eris
△	5/20'09	Temperature changed from -40°C-105°C to -40°C-115°C	Eris
△	5/20'09	Screw torque value changed from 10Kqf.cm to 8.7lb-In	Eris
△	5/20'09	Add approval "CULUS"	Eris

THIS IS CAD DRAWING, DO NOT REVISE MANUALLY!!!



- MATERIALS ELECTRICAL**
- △ RATED VOLTAGE & CURRENT: 150V, 20 A
  - WITHSTAND VOLTAGE: AC 2000 V/Min
  - INSULATION RESISTANCE: 1000 MΩ OR MORE AT DC 500 V
  - △ OPERATING TEMPERATURE RANG: -40 °C ~ +115 °C
  - △ SCREW TORQUE VALUE: 8.7Lb-In
  - WIRE RANGE: 22 - 12 AWG
  - 1) MOLDED PARTS: Thermoplastic (UL 94 V-0)
  - 2) TERMINAL: BRASS, 1.5t, Tin PLATED
  - 3) TERMINAL SCREWS: STEEL, Ni PLATED, M5

- △ APPROVAL: CULUS
- △ PART NO.:

YK 11E 03 3 x x 00G

- G: Pb<40000 ppm
- MARK
- 0: "@" MARK
- 1: "ANY" MARK
- TERMINAL & SCREW PLATED
- 0: TERMINAL & SCREW: G/F
- 1: TERMINAL: G/F, SCREW: Ni
- 2: TERMINAL: Sn, SCREW: G/F
- 3: TERMINAL: Sn, SCREW: Ni

ANYTEK					CUSTOMER COPY			
ALL RIGHTS RESERVED. REPRODUCTION OR ISSUE TO THIRD PARTIES IN ANY FORM WHATSOEVER IS NOT PERMITTED WITHOUT WRITTEN AUTHORITY FROM THE PROPRIETOR. PROPERTY OF ANYTEK TECHNOLOGY CO., LTD								
TITLE	YK-11E-3P							
PART NO.	YK11E033xx00G			DWG NO.	8YK0001-11E			
APPROVED	CHECKED	DESIGNED	DRAWN	CUST NO.	Tolerance			
		Eris 2009.05.20	Eris 2009.05.20		UNIT: mm		X.	±0.50
					SCALE: NONE		X.X	±0.30
					SHEET: 01/01		X.XX	±0.10
					REV.: E		X°	±1°