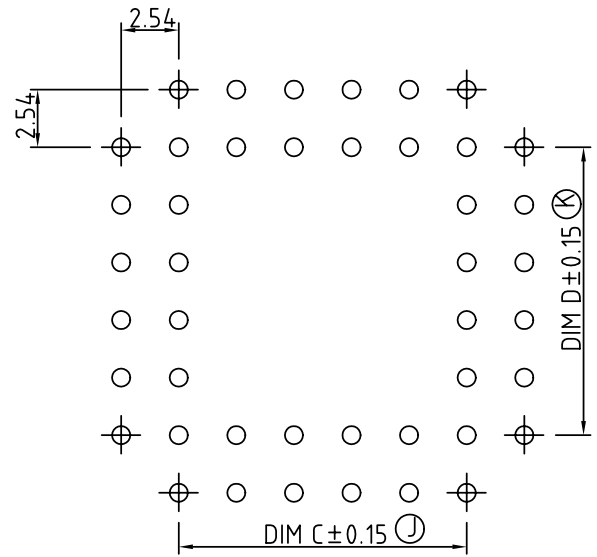
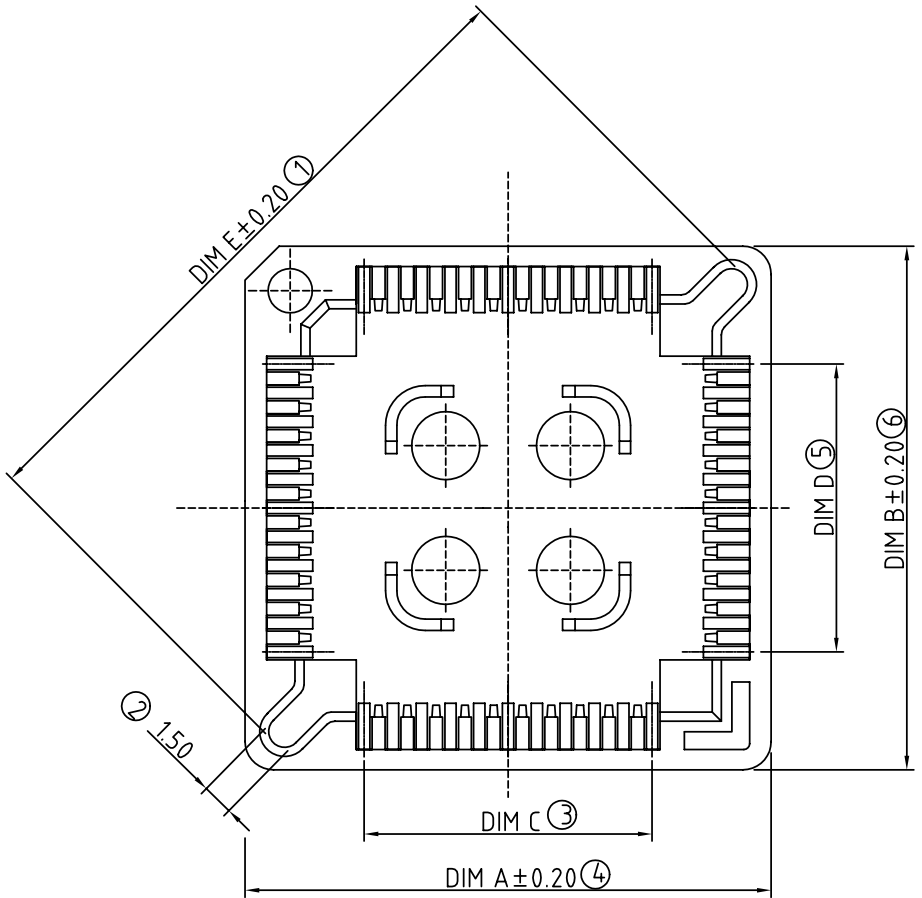


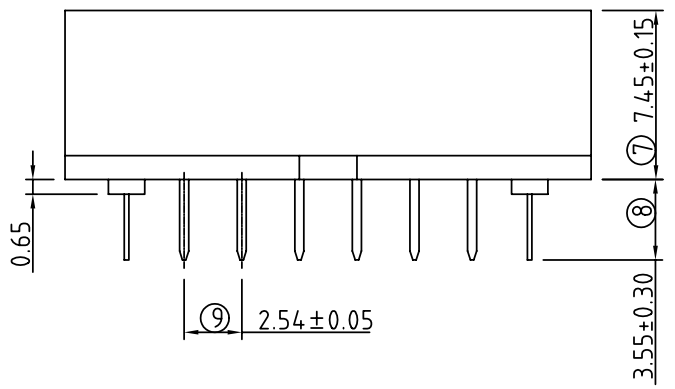
SIGN	DATE	DESCRIPTION	APPROVER
△			
THIS IS CAD DRAWING, DO NOT REVISE MANUALLY!!!			



P.C.B Layout

- MAETRIAL:
 CONTACT : PHOSPHOR BRONZE
 SURFCE OV CONTACT : TIN ALLOY PLATED
 INSULATOR : PPS RYTON R-4 UL-94V-0
- ELECTRICAL:
 CURRENT RATING : 2AMP CONTINOUS
 CONTACT RESISTANCE : 20mΩ OHMS (MAX)
 INSULATOR RESISTANCE : 5000MΩ at 500VAC
 Contact pressure: min 1.5N per contact
 Capacitance: max 2pF
- MECHANIAL:
 OPERATING TEMPERATURE : -65± TO +125±
 VIBRATIONS : 1 MICRO SECOND WITHOU INTERRUPTION
 DURAVILITY : 50 CYCLES

Nb.OF CONTACT	DIMA	DIMB	DIMC	DIMD	DIME
20p	15.58	15.58	5.08	5.08	18.81
28p	18.12	18.12	7.62	7.62	22.40
32p	18.12	20.66	7.62	10.16	24.20
44p	23.20	23.20	12.70	12.70	29.40
52p	25.74	25.74	15.24	15.24	33.10
68p	30.82	30.82	20.32	20.32	40.20
84p	35.90	35.90	25.40	25.40	47.60



ANYTEK				CUSTOMER COPY			
ALL RIGHTS RESERVED. REPRODUCTION OR ISSUE TO THIRD PARTIES IN ANY FORM WHATSOEVER IS NOT PERMITTED WITHOUT WRITTEN AUTHORITY FROM THE PROPRIETOR. PROPERTY OF ANYTEK TECHNOLOGY CO., LTD							
TITLE		PLCC DIP Solder series					
PART NO.		LAXX0X100000G			DWG NO.		8LA0001
APPROVED		CHECKED	DESIGNED	DRAWN	CUST NO.		Tolerance
			Aaron 2005.06.08	Aaron 2005.06.08			X. ±0.50 X.X ±0.30 X.XX ±0.10 X* ±1*
						UNIT: mm	
				SHEET: 01/01		SCALE: NONE	
						REV.: B	