SIGN	DATE	DESCRIPTION	APPROVER
⚠			

THIS IS CAD DRAWING, DO NOT REVISE MANUALLY!!!

single row strip socket pitch 2.54mm

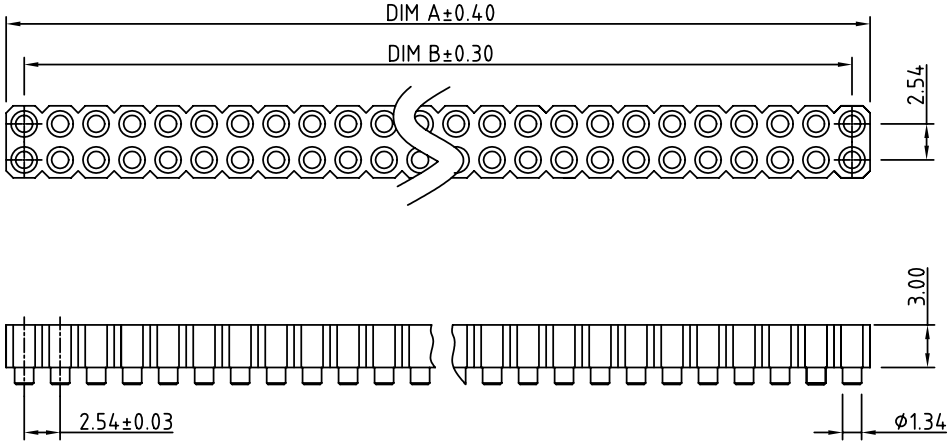

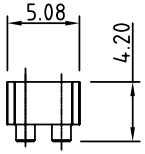

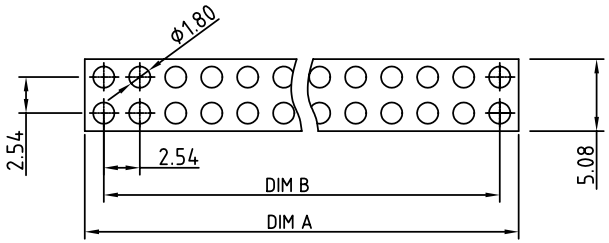

P.C.B. LAYOUT

Contact	DIM A	DIM B	Contact	DIM A	DIM B	Contact	DIM A	DIM B
01	2.54	——	15	38.10	35.56	29	73.66	71.12
02	5.08	2.54	16	40.64	38.10	30	76.20	73.66
03	7.62	5.08	17	43.18	40.64	31	78.74	76.20
04	10.16	7.62	18	45.72	43.18	32	81.28	78.74
05	12.70	10.16	19	48.26	45.72	33	83.82	81.28
06	15.24	12.70	20	50.80	48.26	34	86.36	83.82
07	17.78	15.24	21	53.34	50.80	35	88.90	86.36
08	20.32	17.78	22	55.88	53.34	36	91.44	88.90
09	22.86	20.32	23	58.42	55.88	37	93.98	91.44
10	25.40	22.86	24	60.96	58.42	38	96.52	93.98
11	27.94	25.40	25	63.50	60.96	39	99.06	96.52
12	30.48	27.94	26	66.04	63.50	40	101.6	99.06
13	33.02	30.48	27	68.58	66.04			
14	35.56	33.02	28	71.12	68.58			

Technical Data

◆ Material:

Pin (outer sleeve) : Brass,machined, CuZn38Pb2
Clip(contact 4 finger) : Beryllium copper ,heat treated or PHBZ
Plating(outer sleeve) : Tin plated : 2um/80u"nickel,5um/200u"Tin
Gold plated: 2um/80u"nickel,full gold
Plating clip(contact): 2um/80 u"nickel,gold or tin plating
Insulator body(black) : Glass filled Hi-temperature thermoplastic UL94V-0

◆ Electrical

Current rating : 3 Amps/contact max.
Contact resistance : ≤4mΩ/contact
Insulation resistance : ≥10000MΩat 500VAC
Rated voltage : 100 VRMS /150VDC

◆ Mechanical

Operating temperature : Gold plated:-55℃ to +125℃
(Continuous) -67℉ to +105℉
Tin plated:-40℃to +105℃
Average insertion force with steel pin of: ϕ0.43mm/0.017" < 250g
Average withdrawal force with steel pin of ϕ0.43mm/0.017" >50g
Mechanical life : min.200

◆ Applications and features:

1.The open frame is most common type.
2.The open body design gives better access (for cleaning and inspections) to air -cooling.
3.Side and end stackable.
4.High retention design prevents IC walkout during heavy vibration.
5.Closed bottom sleeve for 100% anti-wicking of silder.
6.Twist free construction.

◆ Environmental data

Solderability (IEC 60068-2-20. Ta) :235℃, 2s
Resistance to soldering heat (IEC 60068-2-20. Tb) :
-Through hole mount components :260℃, 10s

SE - XX 1 0 X 00100G

pin plated:

Code	Clip plated	Pin plated
0	Gold Flash	Tin 200u"
1	Gold 10u"	Tin 200u"
2	Gold 30u"	Tin 200u"
3	Tin 200u"	Tin 200u"
4	Gold flash	Gold flash
5	Gold 10u"	Gold flash
6	Gold 30u"	Gold flash

No.of contacts : 24-52

ANYTEK

CUSTOMER COPY

ALL RIGHTS RESERVED. REPRODUCTION OR ISSUE TO THIRD PARTIES IN ANY FORM WHATEVER IS NOT PERMITTED WITHOUT WRITTEN AUTHORITY FROM THE PROPRIETOR. PROPERTY OF ANYTEK TECHNOLOGY CO., LTD

TITLE	SE- Signle row IC Sockets 4.2mmL PIN Series				
PART NO.	SEXX10X00100G			DWG NO.	8SE0202
APPROVED	CHECKED	DESIGNED	DRAWN	CUST NO.	
		Seamus 2004.11.22	Aaron 2004.11.20	UNIT: mm / SCALE: NONE / SHEET: 01/01	REV.: B

Tolerance	
X.	±0.50
X.X	±0.30
X.XX	±0.10
X°	±1°