

Dimension A&B

DIM A	N×5.0
DIM B	(N-1)×5.0

N=Number of contacts

Poles	A&B Tolerance
2P-8P	±0.15
9P-14P	±0.25
15P-20P	±0.35
21P-24P	±0.40

SIGN	DATE	DESCRIPTION	APPROVER
△	01/18/07	Soldering temperature changed from 245° to 250°	Tason
△	01/18/07	Part NO is Changed	Tason

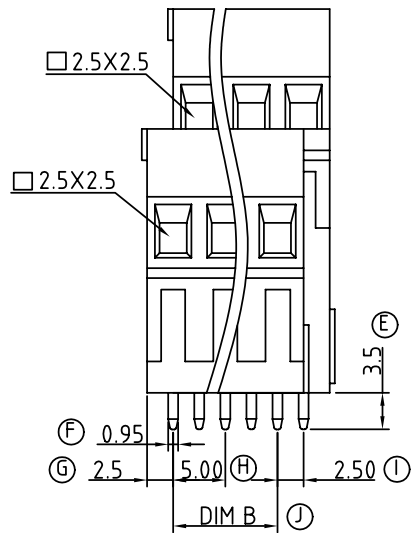
THIS IS CAD DRAWING, DO NOT REVISE MANUALLY!!!

Material:

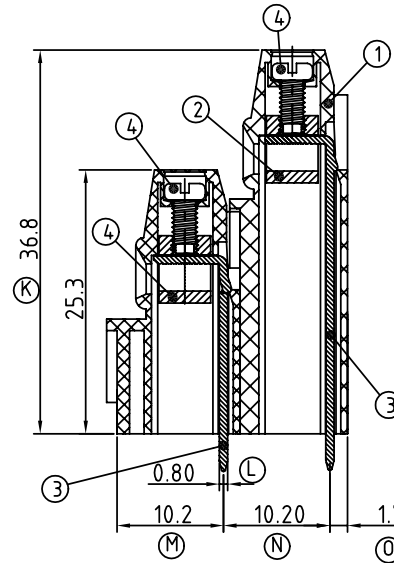
- Item 1 Terminal housing :Thermoplastic (UL 94V-0)
- Item 2 Clamp : Brass ,Ni plated
- Item 3 Wire guard solder pin : Brass ,Tin plated
- Item 4 Terminal screw: Steel Zinc plating"-slot type

Electrical

- Voltage rating: 300VAC
- Current rating: 10A
- Wire range:
- Solid wire(AWG): 12-24
- Stranded wire(AWG): 12-24
- Torque(Lb-In): 3.5
- Screw: M2.5
- Wire strip length: 6-7mm
- Withstanding Voltage: 1.6KV
- Operating temperature: -40°C to +115°C
- Soldering temperature: 250°C±10°C/5 Sec
- Safety Approval: cULus

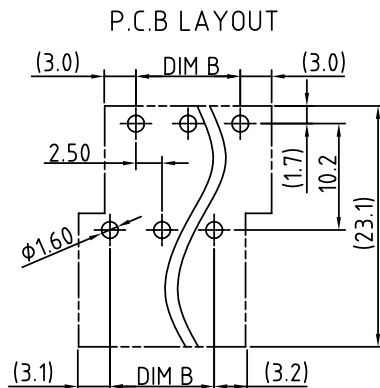


N=Number of contacts



△ YMxx 01 x 0 xxxx G

04 2×2 CONTACTS	0 Black	0000:"@Logo (Standard)	Pb < 40,000ppm (RoHS)
06 2×3 CONTACTS	5 Green	000A:"ANYTEK"Logo	
... ..	6 Blue	Any special item by customer request,	
48 2×24 CONTACTS	8 Grey	please contact sales department.	



ANYTEK		CUSTOMER COPY	
ALL RIGHTS RESERVED. REPRODUCTION OR ISSUE TO THIRD PARTIES IN ANY FORM WHATSOEVER IS NOT PERMITTED WITHOUT WRITTEN AUTHORITY FROM THE PROPRIETOR. PROPERTY OF ANYTEK TECHNOLOGY CO., LTD			
TITLE	YM-5.0mm -L Series		
PART NO.	YMxx01x0xxxxG	DWG NO.	8YM0001
APPROVED	CHECKED	DESIGNED	DRAWN
		熊海燕	熊海燕
		2007.01.25	2007.01.25
SHEET: 01/01		UNIT: mm	X. ±0.50
		SCALE: NONE	X.X ±0.30
		REV.: D	X.XX ±0.10
			X° ±1°