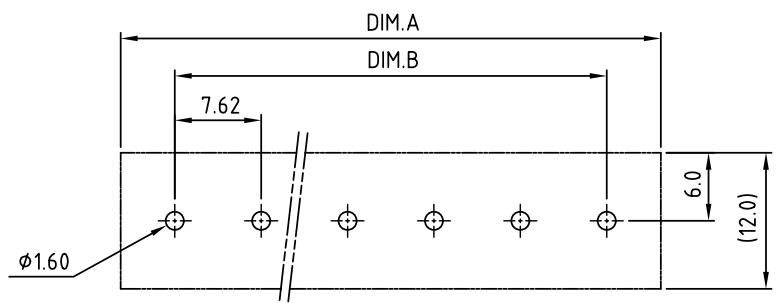
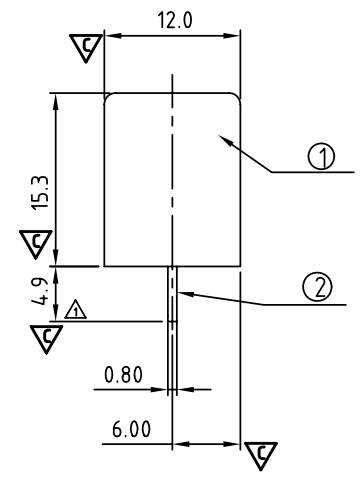
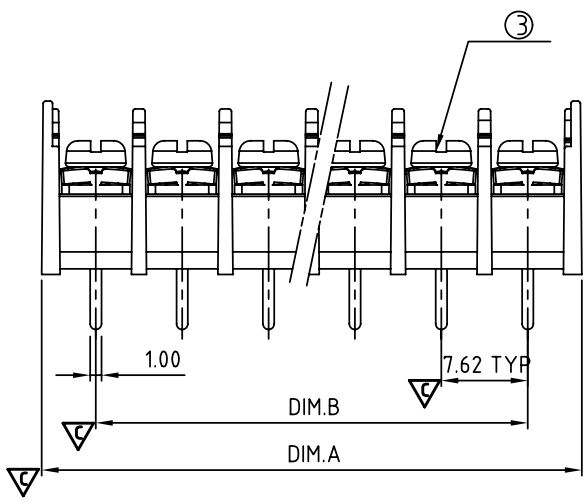
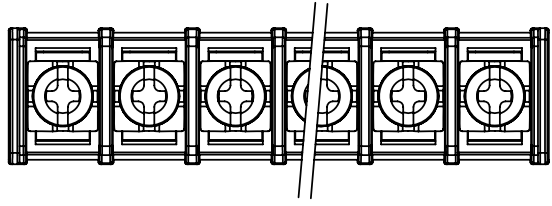


SIGN	DATE	DESCRIPTION	APPROVER
△	7/17'08	The dimension changed from 4.5 to 4.9	kind
△	7/17'08	Temp.range changed from -40°C~105°C to -40°C~115°C	kind
△	11/20'12	Change the screw plating specification	Jacky
THIS IS CAD DRAWING, DO NOT REVISE MANUALLY!!!			



P.C.B LAYOUT (Top View)

MATERIALS ELECTRICAL
 RATED VOLTAGE & CURRENT: 300 V, 15 A
 WITHSTAND VOLTAGE: AC 2000 V/Min
 INSULATION RESISTANCE: 1000 MΩ OR MORE AT DC 500 V
 △ OPERATING TEMPERATURE RANGE: -40 °C ~ +115 °C
 SCREW TORQUE VALUE: 5.2 Lb-In.
 WIRE RANGE: 14 ~ 22 AWG
 1) MOLDED PARTS: THERMOPLASTIC, UL 94 V-0 BLACK
 2) TERMINAL: BRASS, 0.8t, Tin PLATED
 △ 3) TERMINAL SCREWS: STEEL, M3
 Critical dimension: ▽

PART No.: YK 303xx 0 x x 00G
 NO. OF POLES: 02: 2 POLES, 03: 3 POLES, 04: 4 POLES, ..., 20: 20 POLES
 MARK: 0: "0" MAK, 1: "ANY" MAK
 TERMINAL & SCREW PLATED: 0: TERMINAL & SCREW: G/F, △ 1: TERMINAL: G/F, SCREW: Zinc, 2: TERMINAL: Sn, SCREW: G/F, △ 3: TERMINAL: Sn, SCREW: Zinc

DIM	TOL			
	2P-4P	5P-10P	11P-16P	17P-20P
Dim A	(N-1)×7.62+9.54 ±0.20	±0.30	±0.40	±0.50
Dim B	(N-1)×7.62 ±0.20	±0.30	±0.40	±0.50

ANYTEK

CUSTOMER COPY

ALL RIGHTS RESERVED. REPRODUCTION OR ISSUE TO THIRD PARTIES IN ANY FORM WHATSOEVER IS NOT PERMITTED WITHOUT WRITTEN AUTHORITY FROM THE PROPRIETOR. PROPERTY OF ANYTEK TECHNOLOGY CO., LTD

TITLE		YK-303 W/o Flange & W/o cover Series			
PART NO.		YK303xx0xx00G		DWG NO. 8YK0001-303	
APPROVED	CHECKED	DESIGNED	DRAWN	CUST NO.	
		Jacky 2012.11.20	Jacky 2012.11.20		
				UNIT: mm SCALE: NONE SHEET: 01/01 REV.: D	
				Tolerance X. ±0.50 X.X ±0.30 X.XX ±0.10 X° ±1°	