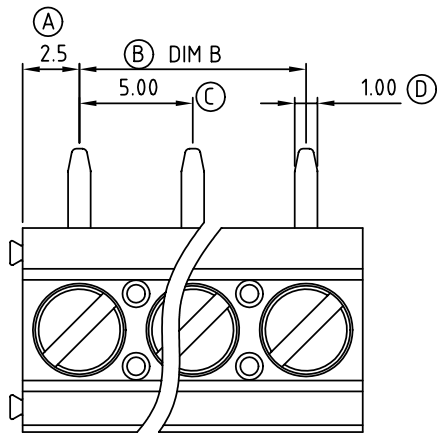


SIGN	DATE	DESCRIPTION	APPROVER
△	8/07'06	Added FIMKO standard	梁仁松
△	01/18'07	Soldering temperature changed from 245° to 250°	Tason
△	01/18'07	Part NO is Changed	Tason

THIS IS CAD DRAWING, DO NOT REVISE MANUALLY!!!



DIMENSION		Poles	Tolerance
DIM A	NX5.0	2p-6p	±0.15
DIM B	(N-1)X5.0	7p-12p	±0.20
		13p-18p	±0.25
		19p-24p	±0.30

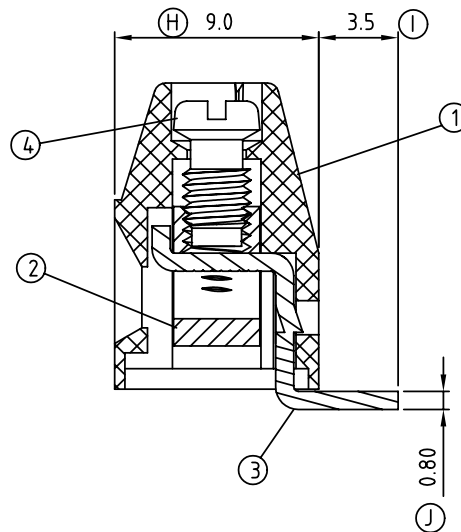
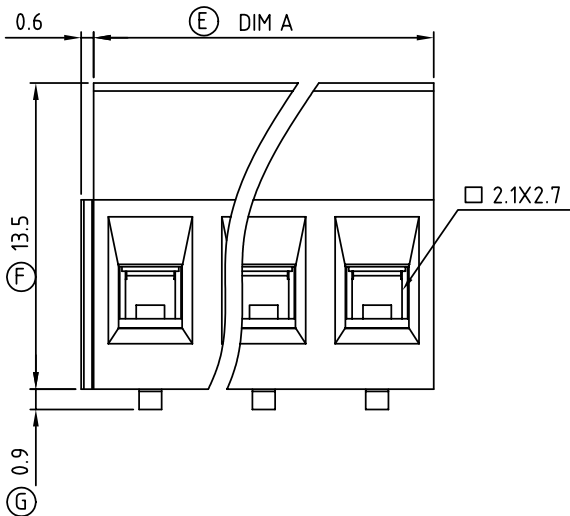
N=Number of contacts

Material:

- Item 1 Terminal housing :Thermoplastic (UL 94V-0)
- Item 2 Clamp : Brass ,Ni plated
- Item 3 Wire guard solder pin : Brass ,Tin plated
- Item 4 Terminal screw: Steel Zinc plating"-slot type

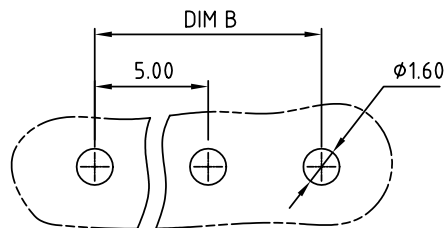
△ Electrical cULus/FIMKO

- Voltage rating: 300VAC/300VAC
- Current rating: 16A/17.5A
- Wire range: 0.5 ~ 1.5mm²
- Solid wire(AWG): 12-28
- Stranded wire(AWG): 12-28
- Torque: 3.5Lb-In./0.5Nm
- Screw: M3
- Wire strip length: 6-7mm
- Withstanding Voltage: 1.6KV/2.5KV
- Operating temperature: -40°C to +115°C
- Soldering temperature: 250°C±10°C/5 Sec
- Safety Approval:



△ VI xx 01 x 0 xxxx G

02	2 CONTACTS	0	Black	0000:"@Logo (Standard)	Pb < 40,000ppm (RoHS)
03	3 CONTACTS	5	Green	000A:"ANYTEK"Logo	
...	...	6	Blue	Any special item by customer request,	
24	24 CONTACTS	8	Grey	please contact sales department.	



P.C.B LAYOUT

ANYTEK				CUSTOMER COPY				
ALL RIGHTS RESERVED. REPRODUCTION OR ISSUE TO THIRD PARTIES IN ANY FORM WHATSOEVER IS NOT PERMITTED WITHOUT WRITTEN AUTHORITY FROM THE PROPRIETOR. PROPERTY OF ANYTEK TECHNOLOGY CO., LTD								
TITLE		VI 5.0 SERIES 90° wire inlet						
PART NO.		VIxx01x0xxxxG			DWG NO.		8VI0002	
APPROVED	CHECKED	DESIGNED	DRAWN	CUST NO.		Tolerance		
		熊海燾	熊海燾			X.	±0.50	
		2007.01.18	2007.01.18			X.X	±0.30	
						UNIT: mm	X.XX	±0.10
				SHEET: 01/01		SCALE: NONE	X°	±1°
				REV: F				