


SIGN	DATE	DESCRIPTION	APPROVER
△	01/18/07	Soldering temperature changed from 245° to 250°	Tason
△	01/18/07	Part NO is Changed	Tason
△	01/08/09	Temperature changed from -30°C~+105°C to -40°C~+115°C	Kind
△	01/08/09	Terminal screw changed from M2.5 to M3.0	Kind

*THIS IS CAD DRAWING, DO NOT REVISE MANUALLY!!!*

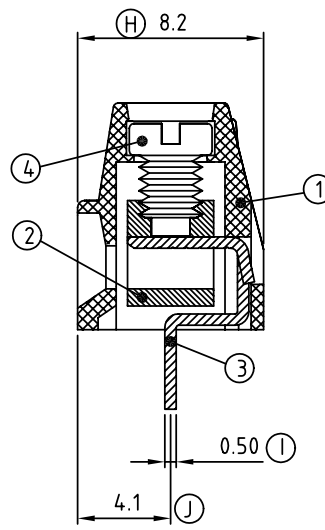
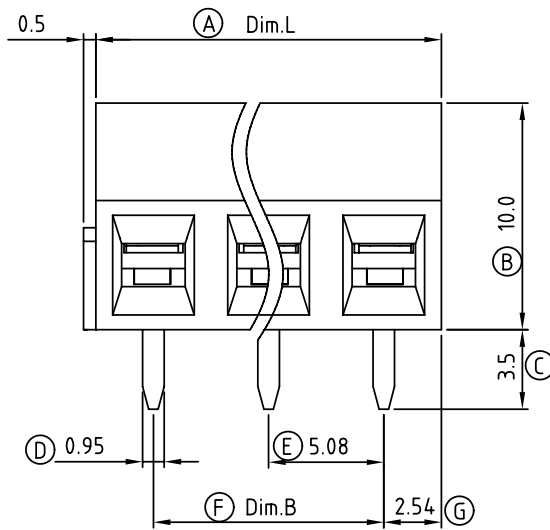


**Material:**

- Item 1 Terminal housing : Thermoplastic (UL 94V-0)
- Item 2 Clamp : Brass ,Ni plated
- Item 3 Wire guard solder pin : Brass ,Tin plated
- Item 4 Terminal screw: Steel Zinc plating"-slot type

**Electrical UL**

- Voltage rating: 300VAC
- Current rating: 10A
- Wire range:
  - Solid wire(AWG): 16-26
  - Stranded wire(AWG): 16-26
  - Torque(Lb-In): 3.5
- △ ● Screw: M3.0
- Wire strip length: 6-7mm
- Withstanding Voltage: 1.6KV
- △ ● Operating temperature: -40°C to +115°C
- △ ● Soldering temperature: 250°C±10°C/5 Sec
- Safety Approval: us

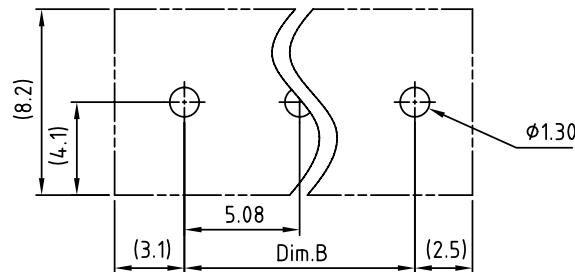


△ YC xx 21 x 0 xxxx G

02 2 CONTACTS 03 3 CONTACTS ... .. 24 24 CONTACTS	0 Black 5 Green 6 Blue 8 Grey	0000:"@"Logo (Standard) 000A:"ANYTEK"Logo Any special item by customer request, please contact sales department.	Pb < 40,000ppm (RoHS)
--	--	---	--------------------------

N=Number of contacts  
 Dim.L=Nx5.08  
 Dim.B=(N-1)x5.08

Poles Dim.	2~8P	9~15P	16~24P
Dim.B	±0.20	±0.25	±0.30
Dim.L	±0.20	±0.30	±0.40



P.C.B LAYOUT

# ANYTEK

## CUSTOMER COPY

ALL RIGHTS RESERVED. REPRODUCTION OR ISSUE TO THIRD PARTIES IN ANY FORM WHATSOEVER IS NOT PERMITTED WITHOUT WRITTEN AUTHORITY FROM THE PROPRIETOR. PROPERTY OF ANYTEK TECHNOLOGY CO., LTD

TITLE		YC 5.08 Series 2P-24P			
PART NO.		YCxx21x0xxxxG		DWG NO.	8YC0001
APPROVED	CHECKED	DESIGNED	DRAWN	CUST NO.	
		Kind 2009.01.08	Kind 2009.01.08		
					Tolerance
					UNIT: mm
				SCALE: NONE	X.X ±0.30
				SHEET: 01/01	X.XX ±0.10
				REV.: G	X° ±1°